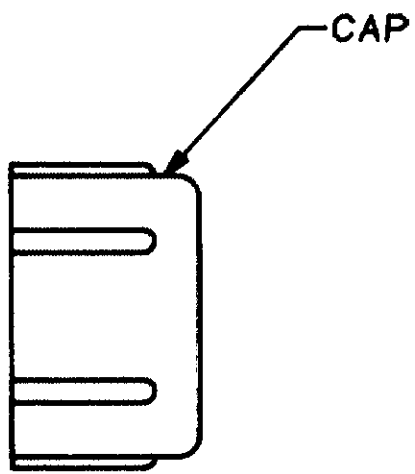
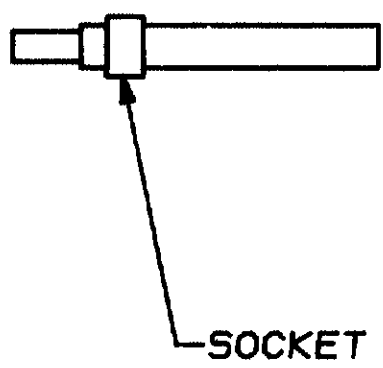
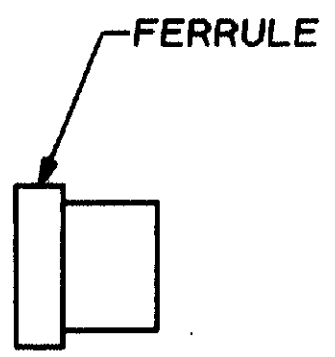
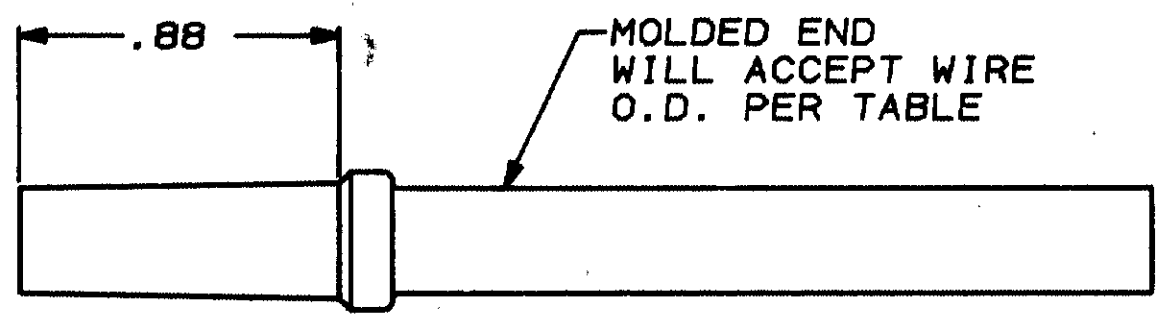


THIS DRAWING IS UNPUBLISHED. RELEASED FOR PUBLICATION ,19 .

© COPYRIGHT 19 BY AMP INCORPORATED. ALL INTERNATIONAL RIGHTS RESERVED.

4092	LOC DF	DIST 50	P	F	ZONE	LTR	DESCRIPTION	DATE	APPD
			✓	✓		D	REDWN & ADDED -4 W.O.B-058F CT	3-88	M-D



.180	862128-4
.122	862128-3
.200	862128-2
.155	862128-1
WIRE O.D.	PART NO

1. WIRE IS CUSTOMER SUPPLIED.
2. QUANTITY OF EACH ITEM IS ONE PER KIT.

DO NOT SCALE PRINT. DIMENSIONS SPECIFIED DIMENSIONS IN INCHES TOLERANCES ON: 3 PLC DEC * .02 2 PLC DEC * - ANGLES * -	DATE: 5-7-88 DESIGNED: <i>M. F. [unclear]</i> DRAWN: <i>M. [unclear]</i> APPD: <i>M. [unclear]</i> 9-9-88	AMP AMP INCORPORATED Harrisburg, Pa. 17105		
	MATERIAL: -	PRODUCT SPEC: -	NAME: KIT, LGH-1	
	FINISH: -	APPLICATION SPEC: -	SIZE: B FSC# NO: 00779 SCALE: 2:1	DRAWING NO: 862128 SHEET: 1 OF 1
	WEIGHT: -			